




SPRING SHEEP



“A simple and fun design which will be easy to make as a quick project for someone already comfortable with stitching, or for a beginner learning to cross stitch for the first time. This project is ideal for using up scraps of fabric and left over embroidery cotton in your stash and will be a lovely embellishment on a gift bag or placed into a frame as a small gift. The design measures 51x35 stitches (3.6x2.5 inches)


Please see the project idea for children which is ‘stitch free’ on the last page.

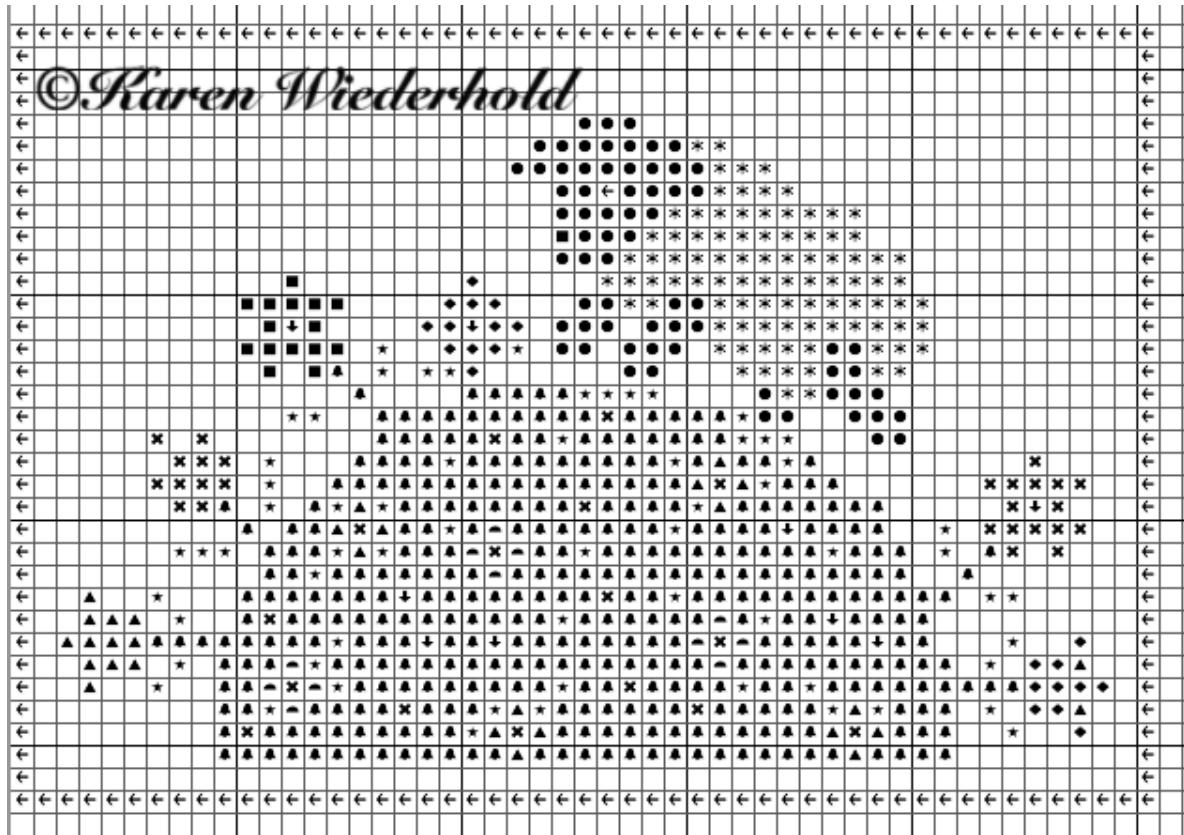
You will need:

DMC Cotton (6 stranded) in the colours specified in the Key or suitable replacements from your cross stitching stash,

Needle,

Aida (14 count) or Evenweave (28 count) fabric in blue, white or ivory.





	Number	Name:
■	DMC 3713	Salmon very light
✕	DMC 444	Lemon dark
←	DMC 996	Electric Blue medium
◆	DMC 817	Coral Red very dark
●	DMC 310	Black
*	DMC 746	Off White
◐	DMC 553	Violet
◑	DMC 906	Parrot Green medium
★	DMC 905	Parrot Green dark
▲	DMC 604	Cranberry light
↓	DMC 741	Tangerine medium

Extra project idea for children:

Hama or Fuse Beads and a large accompanying square peg board make a great alternative for children who would like to make the picture, but who do not stitch. The chart showing coloured blocks without symbols will be easy for them to follow.

I wish you lots of creative magic and enjoyment.

Love,
Karen x



Designed by
Karen Wiederhold ©2000 - 2020
All rights reserved.
For personal, non-commercial use only.

www.weediflowercreations.com
weediflowercreations@gmail.com

I'd love to see what you make so please remember to tag me in your social media posts using #weediflowercreations

If you have enjoyed using this pattern i'd love it if you would treat me to a coffee or new ball of yarn by visiting Ko-fi at <https://ko-fi.com/weediflowercreations>