



# A Festive Welcome

Counted Cross Stitch Chart



An original design.

© Weediflower Creations by Karen Wiederhold 2022



# Important Information

## You will need:

DMC thread in the colours specified in the colour key, or your own selection from embroidery thread you already have.

Needle/needles.

Fabric which is large enough to include the completed stitched piece and the allowance required for framing or completing your desired project.

## Design measurements and fabric:

You will find measurements for the design in relation to various sizes of fabric count listed on the page containing the thread key.

The model is shown as being stitched on 14 count white Aida fabric.

## Useful information for beginners.

There are many cross stitch resources available online for beginners. Here are some links to the DMC website for instructions which are easy to follow and will get you started.

What is cross stitch?

<https://www.dmc.com/uk//p-what-is-cross-stitch.html>

How to get started.

<https://www.dmc.com/uk//p-Cross-Stitch-Quick-Start.html>

Stitch guide.

<https://www.dmc.com/uk//p-cross-stitch-quick-stitch.html>

Reading a cross stitch chart.

<https://www.dmc.com/uk//p-reading-a-cross-stich-pattern.html>

This chart has been designed and published with the intention that it is without mistakes. Should you spot something I have missed I'd be so grateful if you would let me know. I am not responsible for printer output quality, the printer formatting or the outcome of the stitched piece.


Please do not share, trade or sell this digital pattern by any printed or electronic means, or use this design for the mass production of items whether by machine embroidery or other production methods.

If in doubt, please contact me via my website.

© Weediflower Creations by Karen Wiederhold 2022  
For personal use only/ All rights reserved.

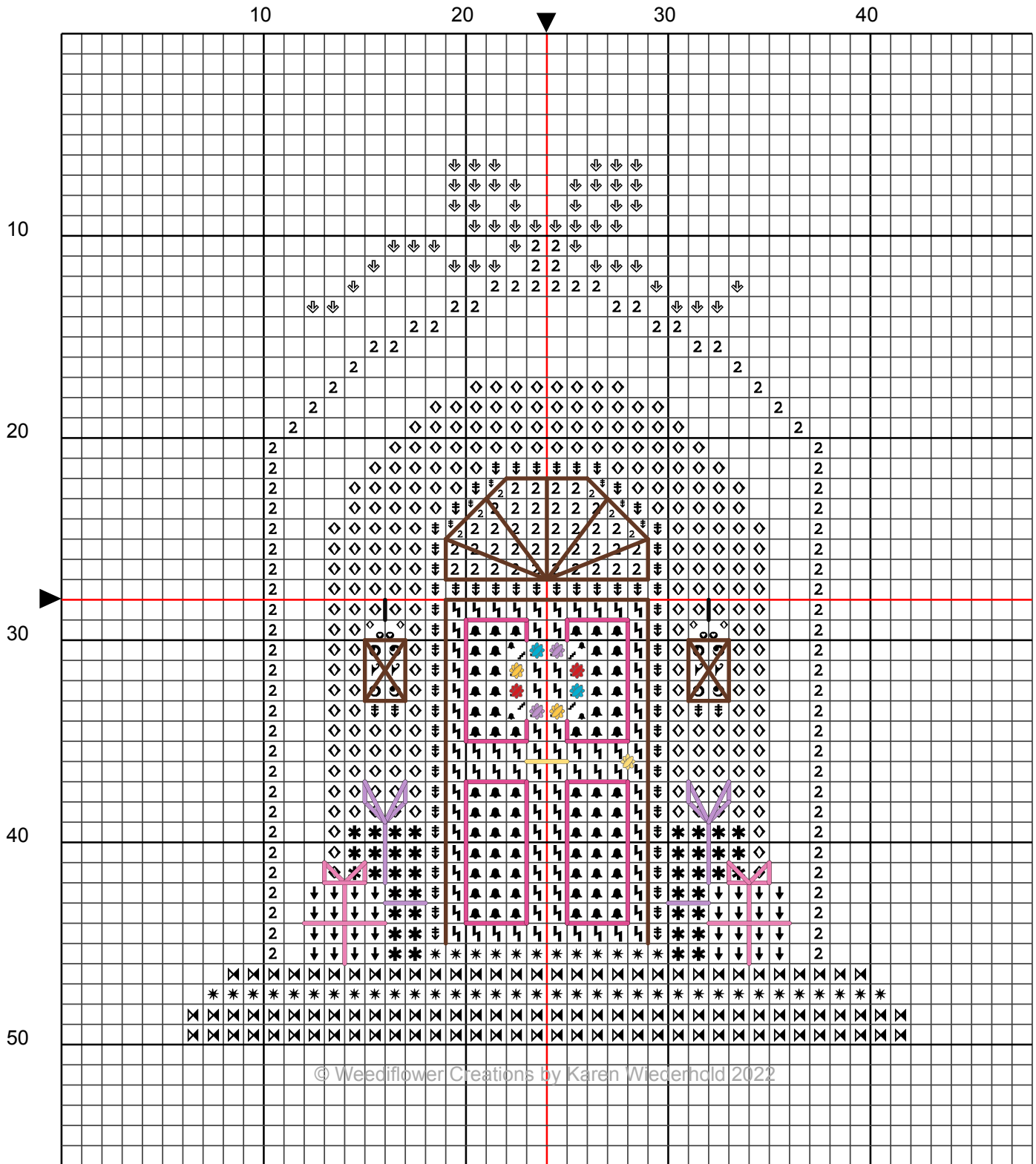


# A Festive Welcome























© Weediflower Creations by Karen Wiederhold 2022

# A Festive Welcome



# A Festive Welcome

	Number	Name	Strands	Knots
	DMC 310	Black	2	0
	DMC 3801	Christmas Red LT	2	2
	DMC 605	Cranberry very light	2	0
	DMC 604	Pink Mauve LT	2	0
	DMC 603	Pink Mauve Med	2	0
	DMC 3823	Yellow ultra pale	2	0
	DMC 745	Yellow light pale	2	0
	DMC 744	Yellow pale	2	1
	DMC 743	Yellow medium	2	2
	DMC 747	Sky Blue very light	2	0
	DMC 3846	Bright Turquoise light	2	2
	DMC 210	Lavender medium	2	2
	DMC 434	Brown light	2	0
	DMC 433	Brown medium	2	0
	DMC 964	Sea Green light	2	0
	DMC 913	Nile Green medium	2	0

No.	B/S - Color	Stitches
DMC 310 (2 str)	Black	2
		
DMC 604 (2 str)	Pink Mauve LT	14
		
DMC 603 (2 str)	Pink Mauve Med	18
		
DMC 744 (2 str)	Yellow pale	1
		
DMC 210 (2 str)	Lavender medium	16
		
DMC 433 (2 str)	Brown medium	26
		

Design size: 14 ct 36 x 44 Stitches (6.5 x 8.0 cm) (2.6 x 3.1 inches)

There are a few half stitches in the design. If you are stitching on Aida fabric you may find it useful to stitch these with a sharp needle so that you are able to pierce the centre of the little square more easily.