



# Hello Summer

## Cross Stitch Chart

14 ct 51x25 Stitches (9.3 x 4.5 cm) (3.6 x 1.8 in.)



[www.weediflowercreations.com](http://www.weediflowercreations.com)



# Chart Information

## You will need:

DMC thread in the colours specified in the colour key, or your own selection from embroidery thread you already have.

Needle/needles.

Fabric which is large enough to include the completed stitched piece and the allowance required for framing or completing your desired project.

## Design Measurements:

14 count 51x25 Stitches (9.3 x 4.5 cm) (3.6 x 1.8 in.)

The model is shown as being stitched on white 14 count aida fabric.

## Useful information for beginners.

There are many cross stitch resources available online for beginners. Here are some links to the DMC website for instructions which are easy to follow and will get you started.

What is cross stitch?

<https://www.dmc.com/uk//p-what-is-cross-stitch.html>

How to get started.

<https://www.dmc.com/uk//p-Cross-Stitch-Quick-Start.html>

Stitch guide.

<https://www.dmc.com/uk//p-cross-stitch-quick-stitch.html>

Reading a cross stitch chart.


<https://www.dmc.com/uk//p-reading-a-cross-stich-pattern.html>

This chart has been designed and published with the intention that it is without mistakes. Should you spot something I have missed I'd be so grateful if you would let me know. I am not responsible for printer output quality, the printer formatting or the outcome of the stitched piece.

Copyright © Karen Wiederhold / Weediflower Creations 2022  
For personal use only/ All rights reserved.








# HelloSummer



# HelloSummer.chart

14 ct 51x25 Stitches (9.3 x 4.5 cm) (3.6 x 1.8 in.)

	Number	Name	Strands
	DMC 310	Black	2
	DMC 5200	White Bright (B5200)	2
	DMC 702	Kelly Green	2
	DMC 891	Carnation dark	2
	DMC 726	Topaz light	2
No.	B/S - Color		Stitches
DMC 726 (2 str)			81
14 ct 51x25 Stitches (9.3 x 4.5 cm) (3.6 x 1.8 in.)			