




Celebrating 2024

Counted Cross Stitch Chart



© 2023 Karen Wiederhold
www.weediflowercreations.com

Important Information

You will need:

DMC thread in the colours specified in the colour key, or your own selection from embroidery thread you already have.

Needle/needles.

Fabric which is large enough to include the completed stitched piece and the allowance required for framing or completing your desired project.

Design measurements and fabric:

The measurements are listed on the page containing the thread key. These are usually given for 14, 16, 18 Aida (28, 32, 36 Evenweave) fabric, or as appropriate for the design.

The model is shown as stitched on Aida fabric.

Useful information for beginners.

There are many cross stitch resources available online for beginners. Here are some links to the DMC website for instructions which are easy to follow and will get you started.

What is cross stitch?

<https://www.dmc.com/uk//p-what-is-cross-stitch.html>

How to get started.

<https://www.dmc.com/uk//p-Cross-Stitch-Quick-Start.html>

Stitch guide.

<https://www.dmc.com/uk//p-cross-stitch-quick-stitch.html>

Reading a cross stitch chart.

<https://www.dmc.com/uk//p-reading-a-cross-stich-pattern.html>

This chart has been designed and published with the intention that it is without mistakes. Should you spot something I have missed I'd be so grateful if you would let me know. I am not responsible for printer output quality, the printer formatting or the outcome of the stitched piece.

Please do not share, trade or sell this digital pattern by any printed or electronic means, or use this design for the mass production of items whether by machine embroidery or other production methods.

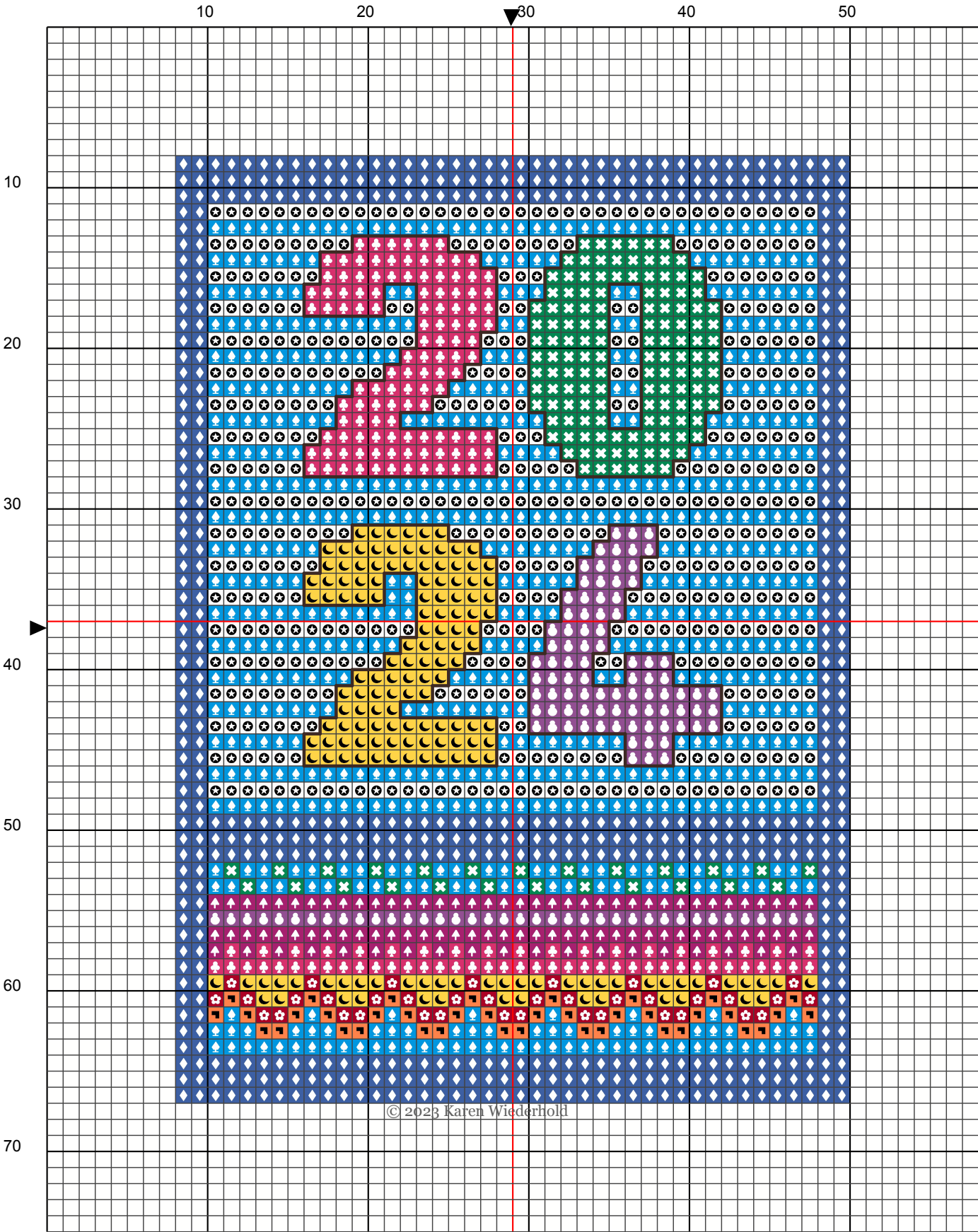
If in doubt, please contact me via my website.

© 2023 Karen Wiederhold

For personal use only/ All rights reserved.














Weediflower Creations - Celebrating 2024

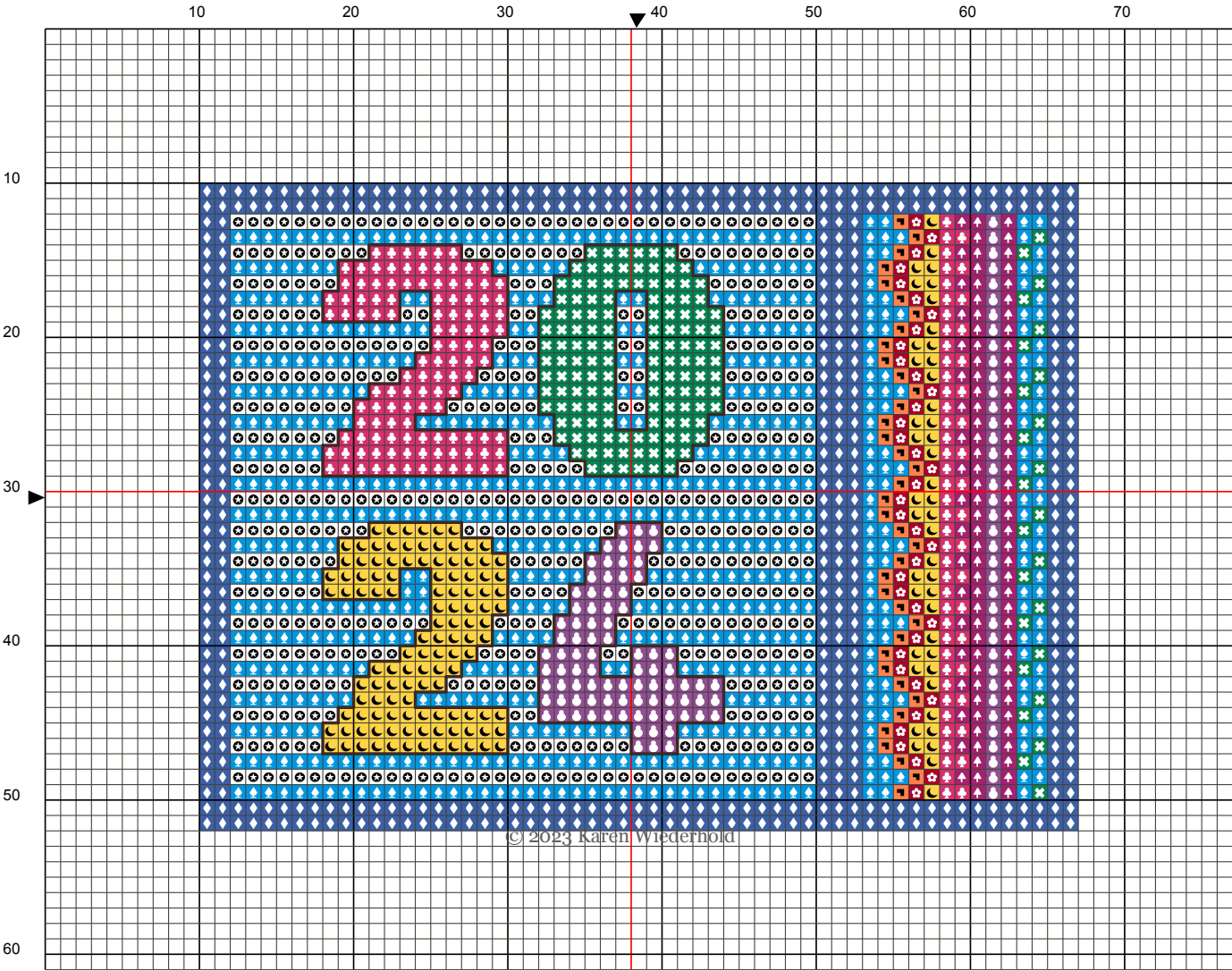


© 2023 Karen Wiederhold


Weediflower Creations - Celebrating 2024


	Number	Strands	Length	Knots	Beads	Stitches
	DMC 996	2	0.4 Skeins	0	0	641
	DMC 798	2	0.4 Skeins	0	0	578
	DMC 602	2	0.1 Skeins	0	0	174
	DMC 718	2	0.1 Skeins	0	0	95
	DMC 911	2	0.1 Skeins	0	0	159
	DMC 726	2	0.1 Skeins	0	0	161
	DMC 321	2	0.1 Skeins	0	0	38
	DMC 553	2	0.1 Skeins	0	0	125
	DMC BLANC	2	0.3 Skeins	0	0	469
	DMC 722	2	0.1 Skeins	0	0	38
	DMC 938	2	0.1 Skeins	0	0	b/s only
No.	B/S - Color					Skeins
DMC 938 (2 str)	Coffee Brown ultra dk					0.03
						
14 ct 42x59 Stitches (7.6 x 10.7 cm) (3.0 x 4.2 in.) 16 ct 42x59 Stitches (6.7 x 9.4 cm) (2.6 x 3.7 in.) 18 ct 42x59 Stitches (5.9 x 8.3 cm) (2.3 x 3.3 in.)						

Weediflower Creations - Celebrating 2024 (L)



Weediflower Creations - Celebrating 2024 (L)

	Number	Strands	Length	Knots	Beads	Stitches
	DMC 996	2	0.4 Skeins	0	0	641
	DMC 798	2	0.3 Skeins	0	0	494
	DMC 602	2	0.1 Skeins	0	0	174
	DMC 718	2	0.1 Skeins	0	0	95
	DMC 911	2	0.1 Skeins	0	0	159
	DMC 726	2	0.1 Skeins	0	0	161
	DMC 321	2	0.1 Skeins	0	0	38
	DMC 553	2	0.1 Skeins	0	0	125
	DMC BLANC	2	0.3 Skeins	0	0	469
	DMC 722	2	0.1 Skeins	0	0	38
	DMC 938	2	0.1 Skeins	0	0	b/s only

No.	B/S - Color	Skeins
DMC 938 (2 str)	Coffee Brown ultra dk	0.03
		

14 ct 57x42 Stitches (10.3 x 7.6 cm) (4.1 x 3.0 in.)
 16 ct 57x42 Stitches (9.0 x 6.7 cm) (3.6 x 2.6 in.)
 18 ct 57x42 Stitches (8.0 x 5.9 cm) (3.2 x 2.3 in.)