



Yule Be Warm

Counted Cross Stitch Chart



An original design.

© Weediflower Creations by Karen Wiederhold 2022



Important Information

You will need:

DMC thread in the colours specified in the colour key, or your own selection from embroidery thread you already have.

Needle/needles.

Fabric which is large enough to include the completed stitched piece and the allowance required for framing or completing your desired project.

Design measurements and fabric:

The measurements are listed on the page containing the thread key. These are usually given for 14, 16 and 18 (28, 32 and 36) count fabric however some designs may only list one recommended count of fabric as appropriate.

The model is shown as being stitched on 14 count white Aida fabric.

Useful information for beginners.

There are many cross stitch resources available online for beginners. Here are some links to the DMC website for instructions which are easy to follow and will get you started.

What is cross stitch?

<https://www.dmc.com/uk//p-what-is-cross-stitch.html>

How to get started.

<https://www.dmc.com/uk//p-Cross-Stitch-Quick-Start.html>

Stitch guide.

<https://www.dmc.com/uk//p-cross-stitch-quick-stitch.html>

Reading a cross stitch chart.

<https://www.dmc.com/uk//p-reading-a-cross-stich-pattern.html>

This chart has been designed and published with the intention that it is without mistakes. Should you spot something I have missed I'd be so grateful if you would let me know. I am not responsible for printer output quality, the printer formatting or the outcome of the stitched piece.


Please do not share, trade or sell this digital pattern by any printed or electronic means, or use this design for the mass production of items whether by machine embroidery or other production methods.

If in doubt, please contact me via my website.


© Weediflower Creations by Karen Wiederhold 2022
For personal use only/ All rights reserved.



Yule Be Warm







Yule Be Warm



© Karen Wiederhold / Weediflower Creations 2022

Yule Be Warm

	Number	Name	Strands
	DMC 603	Cranberry	2
A	DMC 552	Violet medium	2
★	DMC 744	Yellow pale	2
✕	DMC 743	Yellow medium	2
2	DMC 747	Sky Blue very light	2
↓	DMC 3846	Bright Turquoise light	2
*	DMC 434	Brown light	2
✕	DMC 433	Brown medium	2
♣	DMC 712	Cream	2
☾	DMC 739	Tan ultra very light	2
▲	DMC 437	Tan light	2
●	DMC 700	Christmas Green bright	2
☺	DMC 703	Chartreuse	2

No.	B/S - Color	Stitches
DMC 603 (2 str)	Cranberry	8
		
DMC 743 (2 str)	Yellow medium	15
		
DMC 433 (2 str)	Brown medium	14
		
DMC 700 (2 str)	Christmas Green bright	14
		

14 ct 36x44 Stitches (6.5 x 8.0 cm) (2.6 x 3.1 in.)